

# CREATE YOUR CUSTOM NOTEBOOK IN 3 EASY STEPS



118177

Lancia Full Colour Notebook - Large

01

Provide Artwork for Cover

ARTWORK ATTACHED?

YES

NO

02

Choose Paper



Lined



Unlined

03

Provide Artwork for Custom Pages (Optional)

The first and last 10 pages of the notebook can be customised.



One Colour




Full Colour

ARTWORK ATTACHED?


YES

NO

80% of Actual Size  
Digital Print - Front cover




80% of Actual Size  
Digital Print - Front cover



**FRONT COVER TEMPLATE**


Blue Line = The SIGNIFICANT PRINT AREA  
(Keep all critical images & text within this box)  
Black Line = Maximum print area  
Pink Line = Bleed off to here

60% of Actual Size  
One colour - Inner custom pages  
Digital Print - Inner custom pages



\_\_\_ out of 10 will be custom pages at the front of notebook


Blue Line = The SIGNIFICANT PRINT AREA  
(Keep all critical images & text within this box)  
Black Line = Maximum print area



\_\_\_ out of 10 will be custom pages at the front of notebook


Blue Line = The SIGNIFICANT PRINT AREA  
(Keep all critical images & text within this box)  
Black Line = Maximum print area

60% of Actual Size  
One colour - Inner custom pages  
Digital Print - Inner custom pages



\_\_\_ out of 10 will be custom pages at the back of notebook

Blue Line = The SIGNIFICANT PRINT AREA  
(Keep all critical images & text within this box)  
Black Line = Maximum print area



\_\_\_ out of 10 will be custom pages at the back of notebook

Blue Line = The SIGNIFICANT PRINT AREA  
(Keep all critical images & text within this box)  
Black Line = Maximum print area